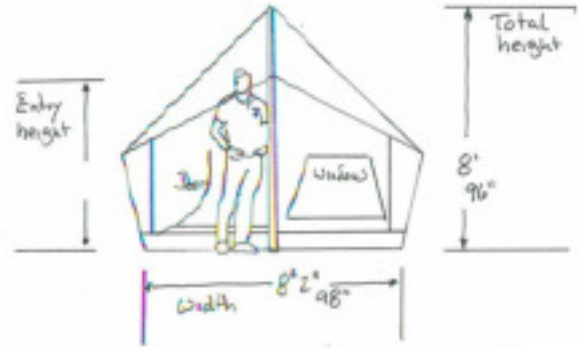
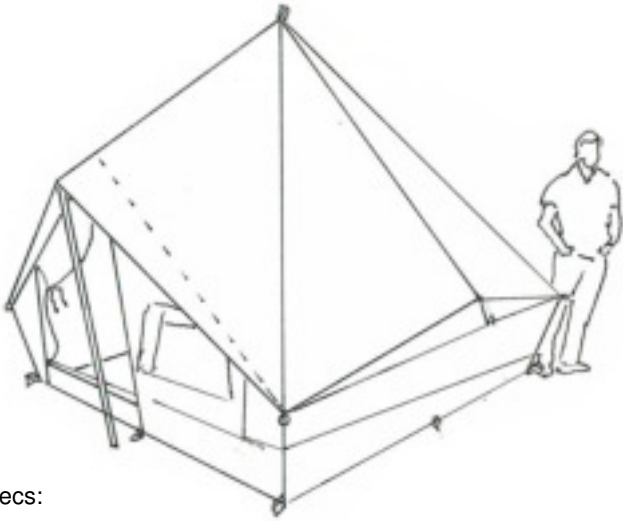


8' Shackleton Tent (view)

Great in the Wind! This low-profile teepee tent design is best for harsh climates giving this little tent a 10 out of 10 forts ability to endure windy conditions.



Specs:

5.5' Tall Front Door with Screen Door

Front & Rear Windows and a Vent

Front and Rear Awning's

Center Pole: 8'

Door Pole: 5.5'

Back Pole: 4'

Square Foot: 64'

Guy Lines: 8

Stakes: 16

Rating:

- Ventilation: 6
- Wind: 10
- Setup: 6
- Tent Footprint: Large



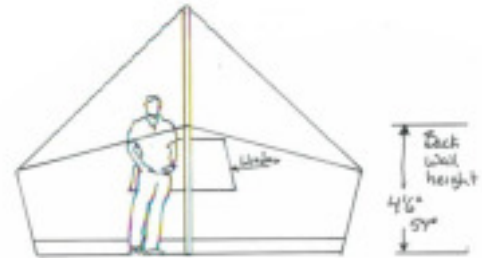
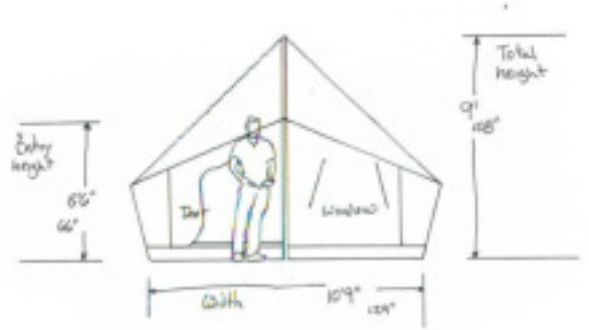
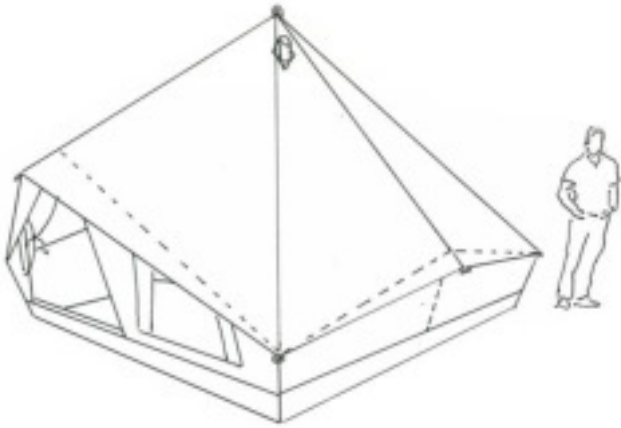
8' Shackleton Floor Space

- Foot Print: 8' 2" x 8' 2"
- Usable floor space under canopy 100%
- Sleeps 4 people on the ground
- With stove sleeps 2-3 people
- With cot and stove sleeps 2 people
- Stove Locations: center top
- With the stove in the center of the tent there is no problem keeping warm, a perfect two person tent.



11' Shackleton Tent (view)

The 11' Shackleton and its little brother the 8' Shackleton are the best wind resistant tents. Due to their equal side they are almost "teepee round" making the best shape in the wind.



Specs:

6' Tall Front Door with Screen Door

Front & Rear Windows and a Vent

Front and Rear Awning's

Center Pole: 9'

Door Pole: 6'

Ratine:

Back Pole: 4.5'

- Ventilation: 6

Square Foot: 121'

- Wind: 10

Guy Lines: 8

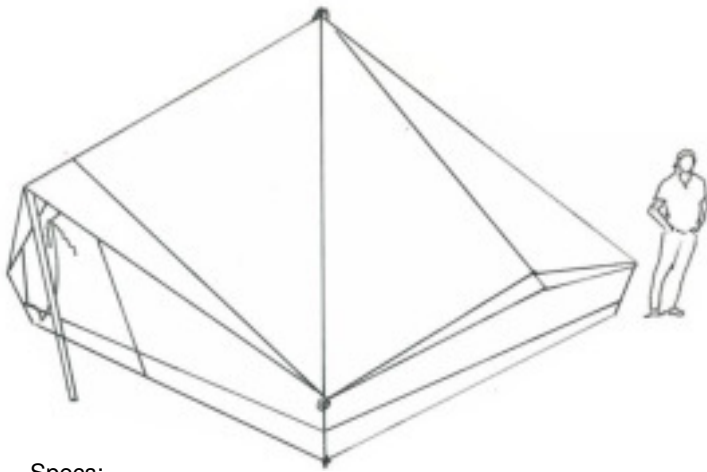
- Setup: 6

Stakes: 16

11' Shackleton Floor Space

- Foot Print: 10' 9" x 10' 9"
- Usable floor space under canopy 100%
- Sleeps 4-5 people on the ground
- With stove sleeps 4 people "give or take"
- With cot and stove sleeps 3 people
- Stove Locations: center top
- With the stove in the center of the tent there is no problem keeping warm

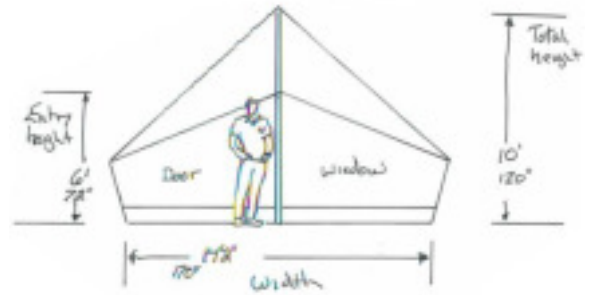




14' Shackleton Tent (view)

Wind Handicap Size. For the size it is as good as it gets in the wind, think of as a big teepee. Having deeper stakes will give more wind resistant.

Keep Guy Lines Tight!



Specs:

6.5' Tall Front Door with Screen

Door

Front & Rear Windows and a Vent

Front and Rear Awning's

Center Pole: 10'

Rating:

Door Pole: 6.5'

- Ventilation: 6

Back Pole: 5'

- Wind: 8

Square Foot: 196'

- Setup: 8

Guy Lines: 8

Stakes: 16

14' Shackleton Floor Space

- Foot Print: 14' 2" x 14' 2"
- Usable floor space under canopy 100%
- Sleeps 10 people on the ground "give or take"
- With stove sleeps 8 people "give or take"
- With cot and stove sleeps 6 people easily
- Stove Locations: center top
- With the stove in the center of the tent there is no problem keeping warm

